

# 10 +1 TIPS

## How to recognize a quality washing basket




### 01. Handles

Diagonally positioned handles provide a firm grip.

The bottom of the baskets is shaped so that the washing water reaches the dishes as well as possible and does not collect in the structures.

### 02. Bottom





### 03. Side walls

Smooth side walls do not collect water or loose dirt.

The double wall construction ensures a solid structure without unnecessary extra weight. The baskets maintain their grip well even when fully loaded, glide well on surfaces and run smoothly on conveyors.

### 04. Structure



### 05. Accessories

With a comprehensive range of accessories, there's a washing solution for every type of dish.

The shaped base allows the dishwashing baskets to stack securely on top of each other.

### 06. Stackability



### 07. Lowered front

The lowered front of the serving baskets makes it easier to pick up and place dishes in the basket.

The spikes on the plate baskets are positioned so that the same basket can be used for both deep and shallow plates.

### 08. Spikes of the basket




### 09. Color coding

Color coding of the dishwashing baskets makes it easier to identify the glasses in storage.

The walls of the compartments have small raised areas, which minimize the contact surface with the glass and prevent drying marks on the glass.

### 10. Walls



### 10+1. Material

The material of the baskets is polypropylene, which provides a sturdy structure and good scratch resistance.